






<div>  <div> <b>HILLVIEW SENIOR MEN'S GOLF LEAGUE</b>  <div> NEXT LUNCHEON JUNE 18 39th SEASON </div> </div>  </div>													
MEMBERS		ROUND 7 TEE-TIME LIST SCHEDULED NINE	ROUND 6 RESULTS ---- 6/11/25				HISTORY						
			New Quota*	New Flight	Points over Old Quota	 WINNERS	Points Scored		Won in 2025 **	Old Quota	Minimum Point Score***	Average Point Score****	Last 3 Scores Adjstd Pts Recent-->
							Front	Back					
ADEY	DAVE	Back	6	C			DQ6		\$0	6	5	5.0	4 7 5
AMERAUT	BOB	Back	8	B	-3		5		\$0	8	7	6.4	10 8 7
ANGELO	JOHN	Front	10	B					\$40	10	9	6.6	6 13 9
ANNAIAN	ROBERT	Back	2	D	-2		0		\$0	2	1	1.5	1 2 1
ARMSTRONG	TOM	Back	6	B					\$40	6	5	5.8	7 7 7
ASSINI	RON	Back	5	C	-1		4		\$0	5	4	4.4	6 5 4
BARBOSA	RICHARD	Front	3	D					\$0	3	2	1.0	4 2 2
BARLETTA	JOE	Front	3	D					\$0	3	2	2.2	3 2 2
BARRASSO	ED	Back		D			6		\$0				2 6
BARRY	DAVID	Front	7	B	-3			4	\$0	7	6	5.7	8 6 6
BARRY	GREG	Back	7	B	-2		5		\$20	7	6	5.3	5 8 6
BASTIANI	TONY	Back	4	D	+3	D Front \$20	5		\$20	2	1	2.8	2 2 5
BATTLES	RICHARD	Back	9	B	+3	B Front \$20	10		\$80	7	6	7.2	5 8 10
BEAUCAIRE	JIM	Back	2	D	-2		0		\$0	2	1	1.6	2 2 1
BEAUPRE	RONALD	Back	6	C	-1			5	\$0	6	5	4.5	5 7 5
BEIGHLEY	JAMES	Front	3	D	EVEN			3	\$10	3	2	2.8	2 3 3
BENTLEY	ROBERT	Back	12	A	-5		7		\$40	12	11	8.7	8 15 11
BERRY	BILL	Front	4	D					\$20	4	3	1.9	2 3 6
BERTETTI	DAVE	Back	2	D					\$10	2	1	1.8	2 2 1
BESSONE	CARLO	Back	7	B	-7		1		\$50	8	7	5.2	9 7 7
BISHOP	DAVID	Front	8	A	+1	A Back \$10		9	\$10	8	7	7.5	9 7 9
BLACKWOOD	BRIAN	Front	5	C	-1			4	\$50	5	4	4.2	6 5 4
BLEIR	KEVIN	Back	2	D	-2		1		\$0	3	2	1.8	1 3 2
BONGIOVANNI	ANTHONY	Front	3	D	-2		1		\$0	3	2	1.3	4 4 2
BONO	JACK	Back	8	A	+1	A Front \$10	9		\$10	8	7	7.4	7 9 9
BOOTH	WALTER	Front	5	C					\$50	5	4	4.5	5 4 4
BOTELHO	ARTHUR	Front	4	C	-4			2	\$20	6	5	3.0	5 5 5
BOYCE	BOB	Back	5	C	-1			4	\$0	5	4	4.3	5 5 4
BROWN	LARRY	Front	3	D	-1		2		\$10	3	2	2.5	3 2 2
BROWN	RICHARD	Front	6	C	-2			4	\$0	6	5	4.5	4 8 5
BUCKLEY	JIM	Front	6	C					\$0	6	5	4.3	7 5 5
BURKE	ED	Back	11	A	-5		6		\$10	11	10	9.3	10 12 10
BURKE	HANK	Back	9	A	+1	A Front \$10	10		\$10	9	8	8.2	10 9 10
BURKE	JOE	Back	5	C	-1		4		\$40	5	4	4.3	6 5 4
BUTCHER	SIMON	Front	7	B	-1			6	\$0	7	6	6.3	7 6 6
CALVERT	IAN	Front	9	A	-6			5	\$40	11	10	8.5	10 10 10
CANNON	JERRY	Front	4	D	EVEN			4	\$40	4	3	3.2	4 3 4
CAPOZZI	DAN	Front	9	B	+1	B Back \$10		10	\$10	9	8	8.0	8 8 10
CARDOZA	PAT	Front	3	D	+1	D Back \$20		4	\$20	3	2	2.8	3 3 4
CARUCCI	CHARLES	Back	3	D					\$0	3	2	3.2	2 2 2
CATANZANO	PAUL	Front	8	A	-1			7	\$0	8	7	7.7	7 9 7
CAVALLARO	SEB	Back	4	C	-3			2	\$0	5	4	3.6	5 5 4
CHAISSON	ALEX	Front	3	C	-3		1		\$10	4	3	2.8	4 4 3
CIACCIA	TOM	Back	3	D					\$10	3	2	2.6	4 4 3
CIULLA	GUS	Back	7	B	EVEN		7		\$20	7	6	6.2	6 6 7
COCCHIARO	TONY	Front	7	A	-6		3		\$80	9	8	6.2	7 7 8
COLEMAN	FRANCIS	Front	6	C	-1			5	\$20	6	5	5.0	4 7 5



HILLVIEW SENIOR MEN'S GOLF LEAGUE																
NEXT LUNCHEON JUNE 18																
39th SEASON																
MEMBERS		ROUND 7 TEE-TIME LIST SCHEDULED NINE	ROUND 6 RESULTS ---- 6/11/25						HISTORY							
					Points over Old Quota				Won in 2025 **			Minimum Point Score***	Average Point Score****	Last 3 Scores		
			New Quota*	New Flight			Front	Back		Old Quota	Score***			Score****	Recent->	Adjstd Pts
COLLINS		BILL	Back	7	B	+3	B Front \$20	9		\$30	6	5	5.8	7	5	9
CONSTANTINE		PETER	Back	3	D	-1		2		\$0	3	2	2.2	3	2	2
COSTELLO		PETER	Front	10	A	+1	A Back \$10		11	\$10	10	9	9.3	10	9	11
CRANNEL		JON	Front	11	A	+1	A Back \$10		11	\$20	10	9	9.2	8	12	11
CRAWFORD		JOHN	Back	6	B	EVEN		6		\$0	6	5	5.4	7	6	6
CREIGHTON		BOB	Front	9	A	-1			8	\$10	9	8	8.3	9	8	8
CUOZZO		BOB	Front	5	C	-1			4	\$20	5	4	4.2	5	5	4
CURRAN		DAVE	Back	3	D	-2		1		\$0	3	2	2.8	3	3	2
D'ENTREMONT		ROGER	Back	3	D	-3		0		\$0	3	2	2.1	4	2	2
DASCOLI		ERNIE	Back	10	A	+1	A Front \$10	11		\$20	10	9	8.2	9	9	11
DEHART		DON	Back	6	B	+1		7		\$0	6	5	5.2	6	5	7
DENARO		PAUL	Back	3	D			DQ6		\$20	3	2	2.1	3	2	2
DEVOE		ARMAND	Front	2	D	-2		1		\$10	3	2	2.2	2	2	2
DILIEGRO		TOM	Front	2	D	-1			2	\$0	3	2	2.0	2	2	2
DINSMORE		FRANK	Front	14	A	-6			9	\$0	15	14	12.8	14	16	14
DORSEY		PAUL	Front	6	C	+1	C Front \$20	6		\$30	5	4	5.2	5	5	6
DOUCETTE		ROBERT	Front	7	B	EVEN			7	\$0	7	6	6.0	5	4	7
EMMA		SAL	Front	3	D	+3	D Front \$20	5		\$40	2	1	1.5	3	3	5
ETHIER		JAMIE	Back	7	B	-2		5		\$0	7	6	6.2	7	8	6
FAY		STEVE	Back	2	D	-2		0		\$0	2	1	1.2	1	2	1
FERRARO		FRANK	Front	7	B					\$0	7	6	5.8	6	8	6
FEYRE		TOM	Back	8	A	-6		3		\$0	9	8	6.5	7	10	8
FILOSI		JOHN	Back	11	A	-3		8		\$10	11	10	9.8	10	12	10
FISHER		WAYNE	Front	10	A	-3			7	\$40	10	9	7.8	6	12	9
FITZGERALD		DAVE	Front	9	A	-3			6	\$0	9	8	7.4	8	10	8
FITZGERALD		RAY	Front	4	D	+1	D Back \$20		5	\$30	4	3	3.2	3	4	5
FLYNN		JIM	Back	7	B	-4		3		\$10	7	6	5.2	6	8	6
FORD		JOHN	Back	2	D	-1			1	\$0	2	1	1.3	2	2	1
FRANZOSA		PAT	Front	6	B	EVEN			6	\$40	6	5	5.6	7	7	6
FULLERTON		PAUL	Front	10	A					\$0	10	9	9.2	11	9	9
GILARDI		LOU	Front	5	C	-3			2	\$0	5	4	4.7	5	4	4
GIRARD		BUD	Front	8	A	-3			6	\$20	9	8	7.8	8	8	8
GOULD		DAVE	Front	6	B	-4			3	\$0	7	6	5.6	7	6	6
GRANEY		JOHN	Front	3	D	-2		2		\$10	4	3	2.8	2	3	3
GRANNAN		BILL	Front	8	C	-5			3	\$40	8	7	4.3	11	10	7
GREEN		TIM	Front	8	A	EVEN			9	\$30	9	8	7.8	9	8	9
GUNDRUM		ED	Back	5	C	-2			3	\$0	5	4	4.0	6	5	4
HAGER		GARY	Back	2	D	EVEN		2		\$20	2	1	1.8	1	3	2
HAHN		TERRY	Back	3	D	-1		2		\$0	3	2	2.7	4	3	2
HARVEY		DON	Back	7	B					\$20	7	6	5.5	6	6	9
HENDERSON		RON	Back	5	C	-1			4	\$10	5	4	4.3	4	5	4
HOBBY		HARRIE	Front	7	B					\$40	7	6	5.0	5	4	9
HOOD		CHET	Front	2	D	-2			1	\$10	3	2	1.8	1	2	2
HOYT		GREGORY	Front	15	A	-3			13	\$20	16	15	13.8	17	15	15
HUNT		DAVID	Front	5	C	+1	C Front \$20	6		\$30	5	4	4.8	5	5	6
HUNT		STEVEN	Front	11	A	-3		8		\$0	11	10	9.3	12	9	10
JENSEN		RICHARD	Front	8	B	-6			2	\$0	8	7	6.0	9	7	7
JEZOWSKI		JIM	Back	5	C	-1		4		\$40	5	4	4.7	5	6	4



HILLVIEW SENIOR MEN'S GOLF LEAGUE															
NEXT LUNCHEON JUNE 18															
39th SEASON															
MEMBERS		ROUND 7 TEE-TIME LIST SCHEDULED NINE	ROUND 6 RESULTS ---- 6/11/25					HISTORY							
					Points over Old Quota		Points Scored		Won in 2025 **	Old Quota	Minimum Point Score***	Average Point Score****	Last 3 Scores Adjstd Pts Recent-->		
			New Quota*	New Flight			Front	Back							
JOSEPHSON	BILL	Front	5	C	-1	WINNERS		4	\$50	5	4	4.6	5	4	4
KAES	OTTO	Back	8	B					\$10	8	7	6.8	8	7	10
KASPZAK	KENNETH	Front	6	B	-3			4	\$50	7	6	4.8	8	4	6
KLOCKOW	DENNIS	Back	2	D					\$0	2	1	1.2	1	1	3
KWIATKOWSKI	CHESTER A	Front	8	A	EVEN		8		\$0	8	7	8.2	8	8	8
LAMONTAGNE	HENRY	Front	7	B	-1			6	\$10	7	6	6.0	6	8	6
LANKOWSKI	JAN	Front	2	D	-2		0		\$10	2	1	1.5	1	2	1
LAQUIDARA	PETER	Back	9	A	EVEN			9	\$10	9	8	8.3	9	8	9
LARSON	GEORGE	Back	9	A	-4		5		\$0	9	8	8.9	9	9	8
LASCOLA	MATT	Back	11	A	EVEN		11		\$40	11	10	10.5	10	10	11
LINEHAN	JEFF	Back	4	D	EVEN	B Front \$20		4	\$0	4	3	3.3	5	4	4
LOCKE	CHARLES	Back	8	B	+3		10		\$30	7	6	6.2	5	8	10
LOGSDON	PHIL	Back	7	B	-6		2		\$90	8	7	5.3	4	9	7
LONGO	ERNIE	Front	4	C	EVEN			4	\$0	4	3	3.8	5	4	4
MACARTHUR	KEN		4	C					\$0	4	3	3.4	4	4	3
MACDONALD	JOHN	Front	12	A	-3	C Back \$40		10	\$0	13	12	11.8	13	13	12
MACDONALD	LEONARD	Front	6	B	-2			4	\$10	6	5	5.2	4	6	5
MACISAAC	DAN	Front	2	D	-4			0	\$0	4	3	1.6	3	3	3
MAGUIRE	CHARLES	Front	6	C	+3			8	\$40	5	4	4.8	5	6	8
MAILLET	GARY	Back	5	C					\$0	5	4	4.0	3	4	5
MARCHESE	JAMES	Front	3	D	-2	A Back \$40	1		\$10	3	2	1.4	1	4	2
MARRIER	PAUL	Front	11	A	+2			12	\$40	10	9	9.5	9	9	12
MAZUR	DAVE	Front	4	C	-4			0	\$0	4	3	3.7	5	5	3
MCCORMICK	JOHN	Back	6	B	EVEN			6	\$0	6	5	5.8	6	5	6
MCKALLAGAT	SHAWN	Back	8	B	-3		5		\$20	8	7	6.7	7	9	7
MCQUILKIN	JACK	Front	5	C	-1			4	\$0	5	4	4.2	5	6	4
MERCURI	RAYMOND	Front	7	B					\$0	7	6	5.0	8	6	6
MERKEL	DAVID	Front	7	B	EVEN			8	\$0	8	7	6.8	7	8	8
MILOTTE	ROBERT	Back	4	C					\$20	4	3	3.5	4	5	3
MULCAHY	BILL	Front	10	A	-4			6	\$10	10	9	8.0	11	8	9
MURPHY	JAMES	Front	8	A	-6			2	\$0	8	7	6.6	9	9	7
MURPHY	WILLIAM	Front	2	D	-1			1	\$10	2	1	1.1	2	1	1
NESTOR	PETER	Back	5	B			DQ6		\$0	5	4	5.1	5	5	4
NICHOLS	KEVIN	Back	11	A					\$10	11	10	9.4	12	10	10
NICIEWSKY	ROSS	Front	7	B	EVEN			8	\$20	8	7	5.5	7	7	8
NOBLE	FRANK	Back	5	C	-4		2		\$40	6	5	3.7	3	7	5
NORTON	ANDY	Back	3	D	-1		3		\$20	4	3	2.8	3	3	3
NYE	RAYMOND		6	C					\$0	6	5	4.9	5	5	8
O'CONNELL	ROC	Front	6	B	EVEN			6	\$0	6	5	5.5	6	6	6
O'KEEFE	RON	Front	8	A	EVEN			8	\$10	8	7	7.4	6	7	8
OLIVER	SCOTT	Back	9	A	+1	A Front \$10	10		\$10	9	8	8.2	10	10	10
PANTALEO	JACK	Back	4	C	EVEN			4	\$0	4	3	3.7	3	4	4
PAONE	FRANK	Front	5	C	-2			3	\$20	5	4	3.7	6	4	4
PENNY	AL	Front	7	B					\$0	7	6	6.0	7	6	6
PETERS	REGGIE	Back	4	D					\$0	4	3	3.2	4	4	3
PITHIS	STEVEN	Back	8	A	-6		3		\$20	9	8	7.0	8	9	8
POORE	LARRY	Front	5	B	-4			2	\$0	6	5	4.8	6	6	5
POPP	HAROLD	Back	8	B	+2			9	\$40	7	6	6.7	7	7	9
PORTER	GLENN	Back	6	B	+1		7		\$0	6	5	5.8	6	5	7



## HILLVIEW SENIOR MEN'S GOLF LEAGUE

NEXT LUNCHEON JUNE 18

39th SEASON

MEMBERS		ROUND 7 TEE-TIME LIST SCHEDULED NINE	ROUND 6 RESULTS ---- 6/11/25				HISTORY						
					Points over Old Quota	 WINNERS	Points Scored		Won in 2025 **	Old Quota	Minimum Point Score***	Average Point Score****	Last 3 Scores Adjstd Pts Recent->
			New Quota*	New Flight			Front	Back					
QUIMBY	FRANK	Front	8	B	-2			6	\$40	8	7	6.3	8 9 7
QUINN	PHIL	Back	5	C	-3		2		\$0	5	4	4.2	5 4 4
REED	DOUG	Back	4	D			4		\$0			3.0	4 1 4
REGO	RICHARD	Front	6	B	-3			4	\$0	7	6	5.6	6 6 6
REND	FRANK	Front	4	D					\$0	4	3	2.5	1 5 3
RIESENBERG	DON	Back	6	B	-2		5		\$0	7	6	5.7	6 6 6
RODENHISER	AL	Front	5	C	-3			2	\$0	5	4	3.5	6 4 4
ROSS	GEORGE	Front	9	A	EVEN			9	\$40	9	8	8.8	8 9 9
SANTOSUOSSO	FREDDY	Back	7	B					\$40	7	6	5.1	7 5 8
SAVAGEAU	RONALD		0	D					\$0	0	0	0.6	0 0 0
SCANLON	LEO	Back	8	B	-1			7	\$10	8	7	6.8	9 9 7
SEREVITCH	JAMES	Back	8	A	-6		3		\$40	9	8	6.8	10 8 8
SHAW	JOHN	Back	2	D	EVEN		2		\$0	2	1	1.9	3 2 2
SIMMONS	GARY	Back	6	C	+1	C Front \$20	7		\$40	6	5	5.4	7 5 7
SMITH	ED	Back	11	A	+1	A Back \$10		12	\$50	11	10	10.5	11 10 12
SMITH	PAUL	Front	2	D	-2		1		\$0	3	2	1.8	3 2 2
SNOW	GEORGE	Back	8	A	+1	A Front \$10	9		\$10	8	7	7.8	8 8 9
STACK	GEORGE	Front	4	C	-3			2	\$0	5	4	2.8	5 4 4
STRANDBERG	ROBERT	Back	8	A	-2		6		\$30	8	7	7.3	9 8 7
STRATTON	RICHARD	Back	6	B	-2		4		\$0	6	5	5.6	6 6 5
SULLIVAN	BILL	Back	12	A	-2		10		\$0	12	11	10.6	11 13 11
SULLIVAN	DANIEL	Back	10	A	+3	A Front \$40	12		\$50	9	8	8.2	7 8 12
SWANSON	CARL	Front	4	C				4	\$0			3.7	2 5 4
TALBOT	WALTER	Front	1	D					\$0	1	0	1.0	1 1 1
TAMMARO	FRANK	Back	5	C	-1		4		\$0	5	4	4.3	6 4 4
TAYLOR	JAMES	Back	13	A	-3		11		\$40	14	13	11.8	15 11 13
TRICCA	CARL	Front	6	C	+1	C Back \$10		7	\$30	6	5	5.3	7 5 7
TRUITT	DON	Front	8	A	-1			7	\$10	8	7	7.5	8 8 7
TSAKOS	NICK	Back	7	C	-4		3		\$20	7	6	4.7	5 9 6
WALDEN	GEORGE	Front	5	C	-3			2	\$10	5	4	4.0	4 5 4
WALL	FRANK	Back	5	C	-1		4		\$0	5	4	4.5	6 5 4
WALSH	TOM	Front	8	A	-3			6	\$40	9	8	6.8	10 9 8
WARD	CHARLES	Front	5	C	+1	C Back \$10		5	\$10	4	3	4.3	4 4 5
WEINER	LAWRENCE	Back	4	C	+1	C Back \$10		3	\$70	2	1	3.7	3 4 3
WILLIAMS	BOB	Back	5	C	+1	C Front \$20	6		\$20	5	4	4.5	5 5 6
WITT	FRANK	Back	1	D	-2		0		\$0	2	1	1.0	1 1 1
YOUNG	COLIN	Front	11	A	-4			7	\$40	11	10	8.4	6 14 10
									\$0				
									\$0				
									\$0				

ROUND 6		SCHEDULED ON		NEW MEMBERS	
PLAYED FRONT NINE	75	FRONT NINE	91	TOTAL MEMBERS	25
PLAYED BACK NINE	78	BACK NINE	87		181
TOTAL PLAYERS	153	UNSCHEDULED	3	RAINOUT or OPEN DATE	0

WHITE TEE MEMBERS	52
GOLD TEE MEMBERS	129

AVERAGE QUOTA	6.1
APS OVERALL	5.2

\*NEW QUOTA = AVG(HGHST of LAST 3 SCRS + AVG PNT SCR)  
 \*FEWER THAN THREE SCORES - NO QUOTA  
 \*\*WINNINGS CAPPED AFTER MEMBER WINS \$155 OR MORE  
 \*\*\*MINIMUM POINT SCORE = OLD QUOTA MINUS 1  
 \*\*\*\*AVG PNT SCR - CUMULATIVE SINCE SEASON START  
 LAST SEASON'S VALUE UNTIL 4 ROUNDS ARE PLAYED

DQ = DISQUALIFIED	NEW QUOTA	ASSIGNED FLIGHT	WINNERS TO DATE	101	GOLF PRIZES TO DATE	134
-------------------	-----------	-----------------	-----------------	-----	---------------------	-----

TEE CHOSEN FOR SEASON	WHITE			MUST PLAY FROM WHITE TEES	YOU MUST PLAY YOUR TEE EVEN IF OTHERS IN GROUP PLAY OTHER TEE
	GOLD			MUST PLAY FROM GOLD TEES	

DQ1 Wrong Nine || DQ2 Wrong Tee || DQ3 Wrong Scorecard Side || DQ4 No Full Last Names || DQ5 No Date or Signature || DQ6 Other





## NEW FLIGHTS

## FOR REST OF

## SEASON



ROUND 6 WINNERS		
★ ★ ★ ★ ★	FRONT NINE	BACK NINE
	<b>20 MEMBERS PLAYED</b> <b>+3 WON \$40 +1 WON \$10</b> JACK BONO \$10 HANK BURKE \$10 ERNIE DASCOLI \$10 SCOTT OLIVER \$10 GEORGE SNOW \$10 DANIEL SULLIVAN \$40	<b>23 MEMBERS PLAYED</b> <b>+2 WON \$40 +1 WON \$10</b> DAVID BISHOP \$10 PETER COSTELLO \$10 JON CRANNEL \$10 PAUL MARRIER \$40 ED SMITH \$10
★ ★ ★ ★ ★ <u>FLIGHT A</u> 45 MEMBERS		
★ ★ ★ ★ ★	<b>17 MEMBERS PLAYED</b> <b>+3 WON \$20</b> RICHARD BATTLES \$20 BILL COLLINS \$20 CHARLES LOCKE \$20	<b>19 MEMBERS PLAYED</b> <b>+2 WON \$40 +1 WON \$10</b> DAN CAPOZZI \$10 HAROLD POPP \$40
★ ★ ★ ★ ★ <u>FLIGHT B</u> 45 MEMBERS		
★ ★ ★ ★ ★	<b>14 MEMBERS PLAYED</b> <b>+1 WON \$20</b> PAUL DORSEY \$20 DAVID HUNT \$20 GARY SIMMONS \$20 BOB WILLIAMS \$20	<b>26 MEMBERS PLAYED</b> <b>+3 WON \$40 +1 WON \$10</b> CHARLES MAGUIRE \$40 CARL TRICCA \$10 CHARLES WARD \$10 LAWRENCE WEINER \$10
★ ★ ★ ★ ★ <u>FLIGHT C</u> 46 MEMBERS		
★ ★ ★ ★ ★	<b>24 MEMBERS PLAYED</b> <b>+3 WON \$20</b> TONY BASTIANI \$20 SAL EMMA \$20	<b>10 MEMBERS PLAYED</b> <b>+1 WON \$20</b> PAT CARDOZA \$20 RAY FITZGERALD \$20
★ ★ ★ ★ ★ <u>FLIGHT D</u> 45 MEMBERS		
★ ★ ★ ★ ★	<b>JUNE 11, 2025</b>	<b>39th SEASON</b>
	<b>167 OUT OF 181 MEMBERS PLAYED &gt;=50% OF ROUNDS</b>	
★ ★ ★ ★ ★	<b>56% (101) OF MEMBERS WON 134 GOLF PRIZES</b>	





# NEW FLIGHTS FOR REST OF SEASON



## LEAGUE STATISTICS AFTER 6 ROUNDS OF PLAY

TABLE 1  
2025 SEASON - RESULTS AFTER 6 ROUNDS OF PLAY

	Number of Players		Percent		\$	\$	\$ Won	\$ Won		Over	Percent
	Members (New)	Average	Winners	Winners	Allocated	Won	per	per	Max	"Limit"	Attendance
							Member	Winner	\$ Won		
Flight A	45 (6)	39	34	76%	\$684	\$880	\$20	\$26	\$80	0	87%
Flight B	45 (7)	36	24	53%	\$684	\$770	\$17	\$32	\$90	0	79%
Flight C	46 (6)	37	24	52%	\$684	\$730	\$16	\$30	\$70	0	80%
Flight D	45 (6)	32	19	42%	\$684	\$330	\$7	\$17	\$40	0	72%
Total	181 (25)	144	101	56%	\$2,736	\$2,710	\$15	\$27	\$90	0	79%

TABLE 2

AVERAGE POINTS SCORED OVER QUOTA  
Running Average Round 6  
-0.95 -1.46

TABLE 3

AVERAGE QUOTA  
Before Play After Play  
6.26 6.11

CHART 1 - NUMBERS IN FLIGHTS  
Overall Members per Flight - Blue Line

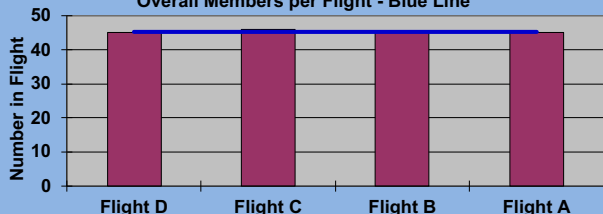


CHART 2 - AVERAGE POINT SCORE DISTRIBUTION

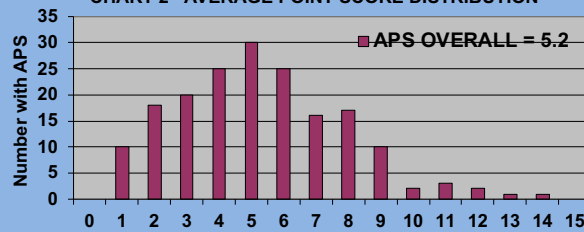


CHART 3 - WINNINGS BY FLIGHT  
Overall Average - Blue Line

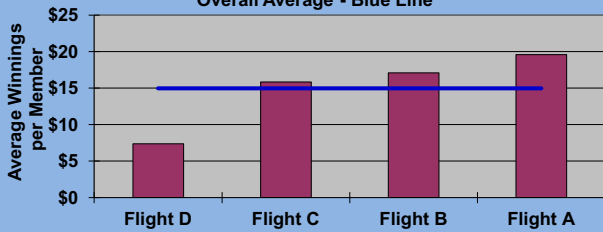


CHART 4 - WINNINGS BY AVERAGE POINT SCORE  
Overall Average - Blue Line

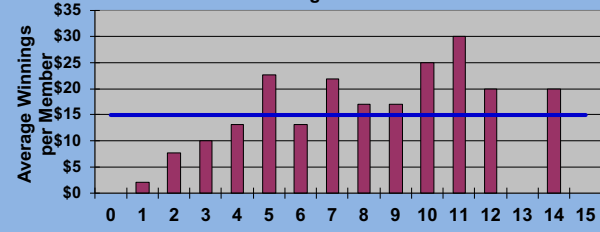


CHART 5 - PERCENT WINNERS BY FLIGHT  
Overall Percent - Blue Line

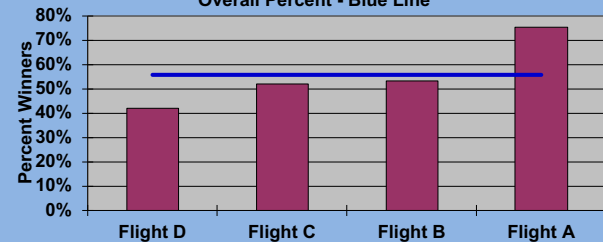
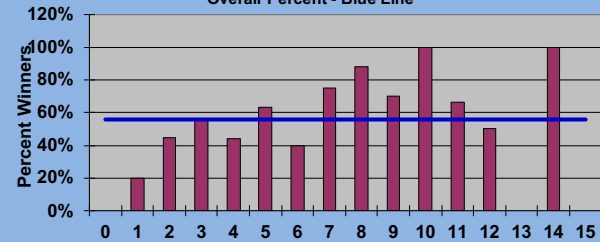


CHART 6 - PERCENT WINNERS BY AVERAGE POINT SCORE  
Overall Percent - Blue Line







## NEW FLIGHTS

## FOR REST OF

## SEASON



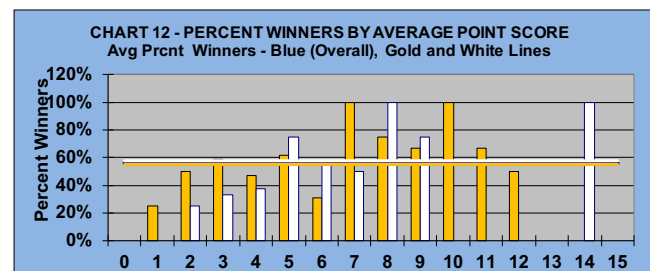
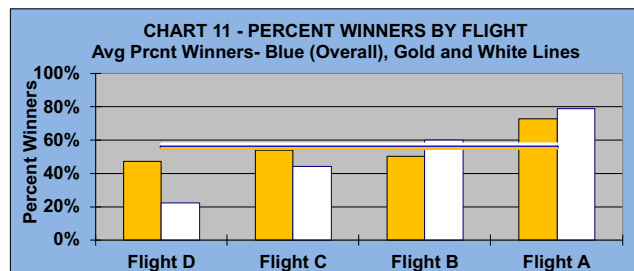
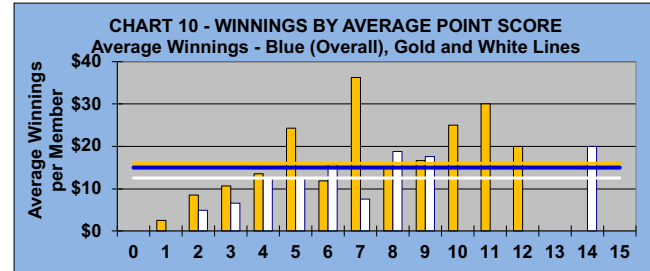
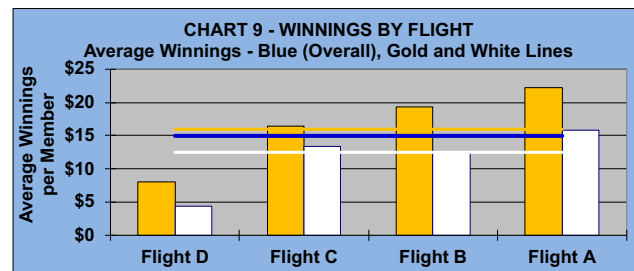
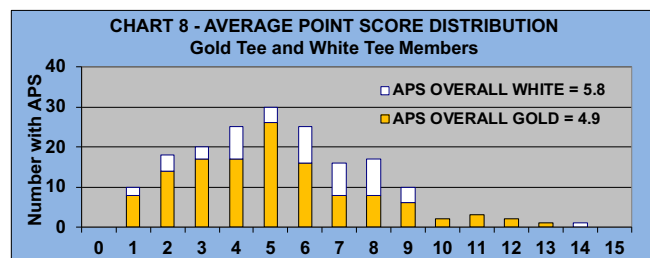
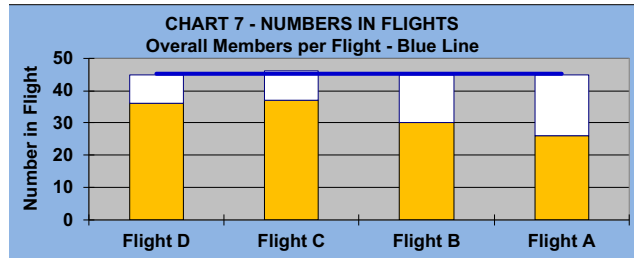
### **GOLD AND WHITE TEES COMPARISON**

#### **AFTER 6 ROUNDS OF PLAY**

	Number of Members Who Play From		\$ Won		\$ Won per Member		Number of Winners		Percent Winners		Max \$ Won	
	Gold Tees	White Tees	Gold Tees	White Tees	Gold Tees	White Tees	Gold Tees	White Tees	Gold Tees	White Tees	Gold Tees	White Tees
Flight A	26	19	\$580	\$300	\$22	\$16	19	15	73%	79%	\$80	\$50
Flight B	30	15	\$580	\$190	\$19	\$13	15	9	50%	60%	\$90	\$40
Flight C	37	9	\$610	\$120	\$16	\$13	20	4	54%	44%	\$70	\$40
Flight D	36	9	\$290	\$40	\$8	\$4	17	2	47%	22%	\$40	\$20
Total	129	52	\$2,060	\$650	\$16	\$13	71	30	55%	58%	\$90	\$50

	Gold Tees	White Tees
	-1.41	-1.55

	Gold Tees	White Tees
	5.80	6.87

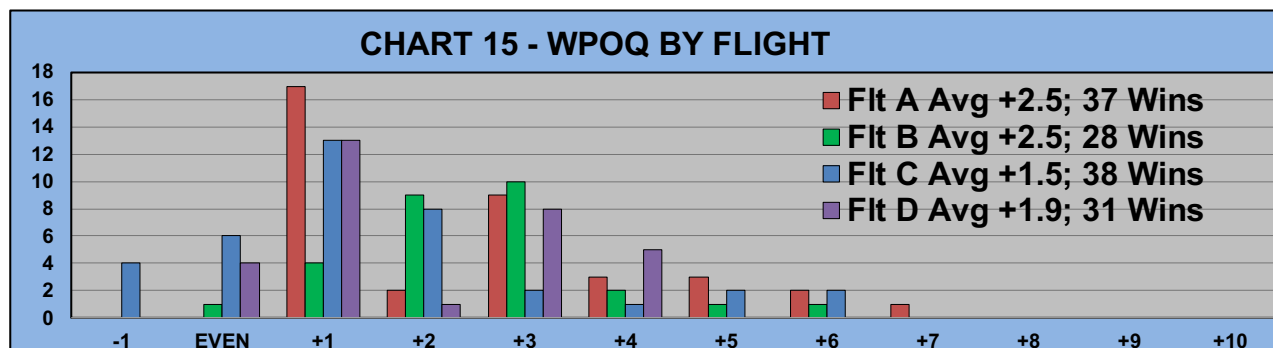
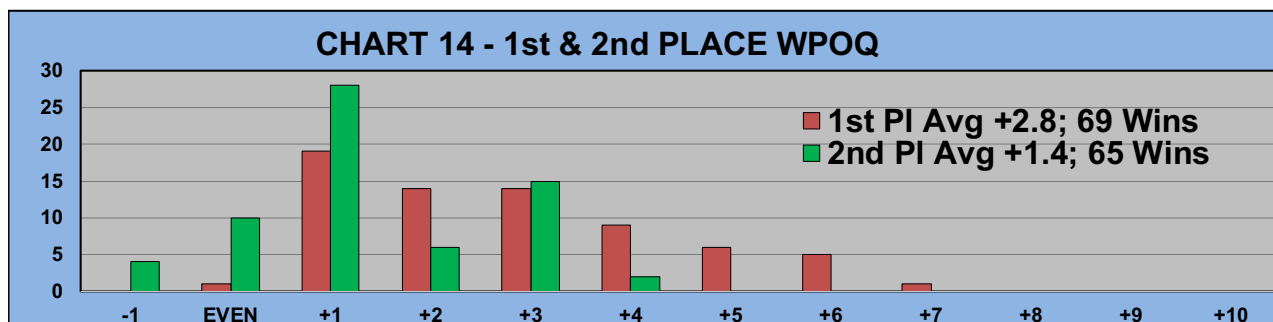
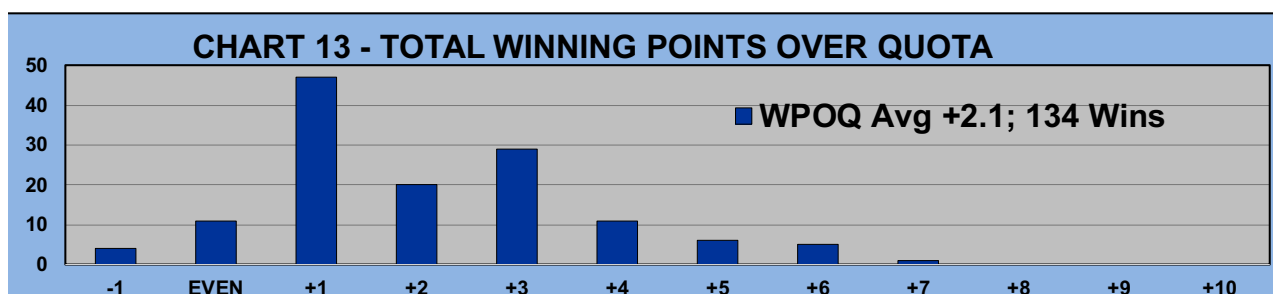




# WINNING POINTS OVER QUOTA (WPOQ)



AFTER 6 ROUNDS OF PLAY







## WINNING POINTS OVER QUOTA (WPOQ)



AFTER 6 ROUNDS OF PLAY

